

0.015–2.000 mg/L NH₃-N Ultra Low Range

TNTplus 830—Method 10205

Scope and application: For ammonia-nitrogen in drinking water, surface and saline waters, domestic and industrial wastes. For regulatory reporting, the EPA formatted Hach Approved Method 10205 must be followed.



Test preparation

Reagent storage

Storage temperature: 2–8 °C (35–46 °F)

Temperature

The temperature of the water sample and reagents must be between 20–23 °C (68–73.4 °F).

Before starting

In case of not working at the correct recommended temperature an incorrect result may be obtained.

If samples cannot be analyzed within 15 minutes of collection, add 2 mL of concentrated H₂SO₄ to each 1 L of sample. Keep the samples at 4 °C (39 °F).

Time dependency:


The final absorbance is reached after a reaction time of **15 minutes** and then remains **constant for a further 15 minutes**.

Review safety information and expiration date on the package.


Review the Safety Data Sheets (MSDS/SDS) for the chemicals that are used. Use the recommended personal protective equipment.

Dispose of reacted solutions according to local, state and federal regulations. Refer to the Safety Data Sheets for disposal information for unused reagents. Refer to the environmental, health and safety staff for your facility and/or local regulatory agencies for further disposal information.


Procedure




1. Carefully remove the foil from the screwed-on DosiCap Zip.



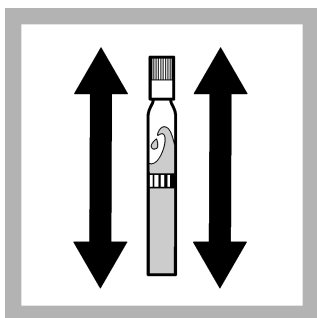
2. Unscrew the DosiCap Zip.




3. Carefully pipet **5.0 mL** of **sample**.



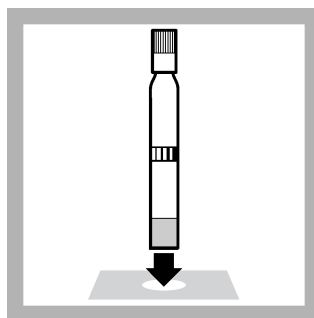
4. Immediately screw the DosiCap Zip back on; **fluting at the top**.



5. Shake **vigorously** (2–3 times).



6. After **15 minutes**, thoroughly clean the outside of the vial and evaluate.



7. Insert the vial into the cell holder.
DR1900: Go to LCK/TNTplus methods.
Select the test, push **READ**.

Interferences

The ions listed in the table have been individually checked against the given concentrations and do not cause interference. The cumulative effects and the influence of other ions have not been determined.

Primary amines are also determined and cause high-bias results. A 10,000-fold excess of urea does not interfere. All reducing agents interfere and cause low-bias results.

A large excess of ammonium can cause result displays within the measuring range. It is advisable to carry out a plausibility check by making dilutions.

The measurement results must be subjected to plausibility checks (dilute and/or spike the sample).

Interference level	Interfering substance
1000 mg/L	Cl ⁻ , SO ₄ ²⁻
500 mg/L	K ⁺ , Na ⁺ , Ca ²⁺
50 mg/L	CO ₃ ²⁻ , NO ₃ ⁻ , Fe ³⁺ , Cr ³⁺ , Cr ⁶⁺ , Zn ²⁺ , Cu ²⁺ , Co ²⁺ , Ni ²⁺ , Hg ²⁺
25 mg/L	Fe ²⁺
10 mg/L	Sn ²⁺
5 mg/L	Pb ²⁺
2 mg/L	Ag ⁺

Summary of method

Ammonium ions react at pH 12.6 with hypochlorite ions and salicylate ions in the presence of sodium nitroprusside as a catalyst to form indophenol blue.

TNT plus®



FOR TECHNICAL ASSISTANCE, PRICE INFORMATION AND ORDERING:
In the U.S.A. – Call toll-free 800-227-4224
Outside the U.S.A. – Contact the HACH office or distributor serving you.
On the Worldwide Web – www.hach.com; E-mail – techhelp@hach.com

HACH COMPANY
WORLD HEADQUARTERS
Telephone: (970) 669-3050
FAX: (970) 669-2932