

## FP360sc

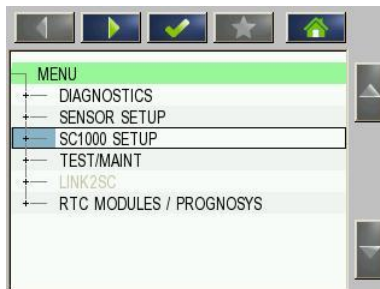
### Set the turbidity correction formula for the FP360sc probe

#### Items to collect:

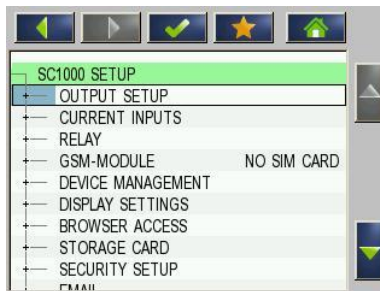
- SC1000 probe module with 4-20 mA output card installed
- FP360sc probe (connected and configured in the SC1000 Controller)
- Solitax sc probe (connected and configured in the SC1000 Controller)

Do the steps that follow to set the turbidity correction formula for the FP360sc probe on the SC1000 Controller.

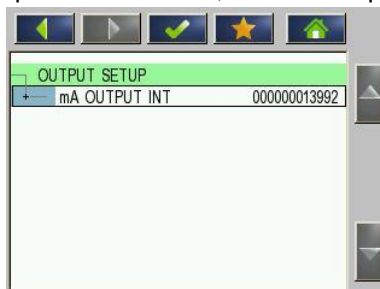
1. Select SC1000 SETUP.



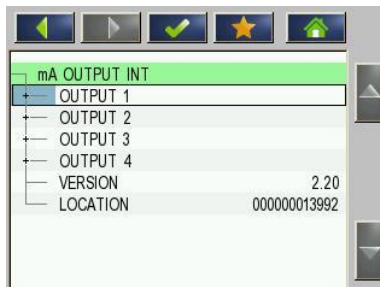
2. Select OUTPUT SETUP.



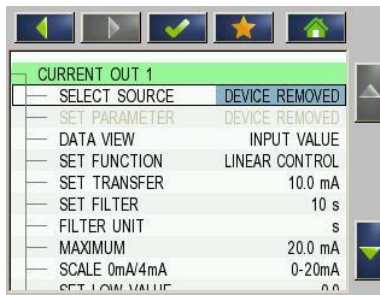
3. If there is more than one 4-20 mA output card installed, select the applicable mA output card.



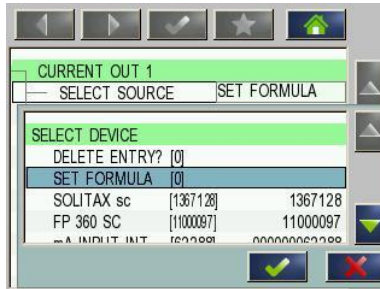
4. Select one of the output channels.



5. Select SELECT SOURCE.



6. Select SET FORMULA.



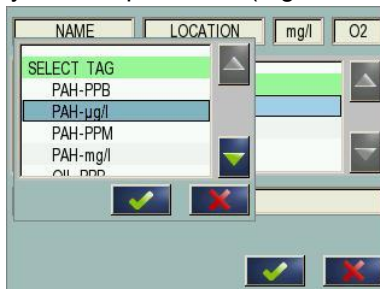
7. Select ADD.



8. Select FP 360 SC.



9. Select the parameter and unit to apply the compensation (e.g., PAH- $\mu$ g/L).



10. Select ADD, then select SOLITAX SC.



11. Select the parameter and unit to apply the compensation (e.g., TURBIDITY NTU).



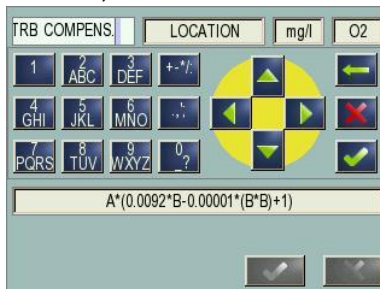
12. Click on the blank bar at the bottom of the display.



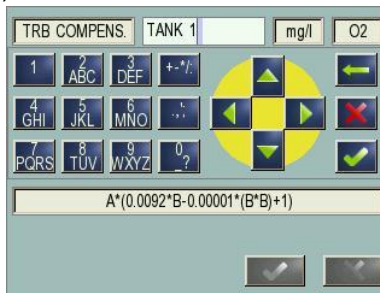
13. Enter the formula  $A*(0.0092*B-0.00001*(B*B)+1)$



14. Enter a formula name (e.g., TBR COMPENS).



15. Enter a location name (e.g., TANK 1).



16. Enter the measurement unit (e.g., µg/L) .



17. Enter the parameter name (e.g., PAH).



18. When all of the parameters are set, push ✓ to confirm.



**HACH COMPANY World Headquarters**  
P.O. Box 389, Loveland, CO 80539-0389 U.S.A.  
Tel. (970) 669-3050  
(800) 227-4224 (U.S.A. only)  
Fax (970) 669-2932  
orders@hach.com  
www.hach.com

**HACH LANGE GMBH**  
Willstätterstraße 11  
D-40549 Düsseldorf, Germany  
Tel. +49 (0) 2 11 52 88-320  
Fax +49 (0) 2 11 52 88-210  
info-de@hach.com  
www.de.hach.com

**HACH LANGE Sàrl**  
6, route de Compois  
1222 Vézenaz  
SWITZERLAND  
Tel. +41 22 594 6400  
Fax +41 22 594 6499

