



# Optimising Your DAF Process

Process Management for  
Dissolved Air Flotation Systems



Be Right™





**Maintaining your DAF  
system is priority #1, right?  
Wrong.**



Be Right™



# DAF Elements that Require Attention & Potential Problems:

1. Solids loading rate
2. Hydraulic loading rate
3. Regular testing
4. Probe/Analyser maintenance
5. Chemical usage





# Specific Operational Challenges

**Influent  
Variability**

**pH Control**

**Temperature  
Fluctuations**

**Accuracy of  
Online  
Measurements**



*Be Right™*





# Specific Operational Questions

- What to measure – and why?
- Where to measure it?
- Is a shift or daily grab sample good enough?  
**Hint: It is not**
- Is my system running as designed?
- Is my instrument giving me correct readings?
- What do I do with the data?
- Do chemical and/or power savings matter?  
**Hint: Absolutely**





# Typical DAF System Process Operation

Overloaded system

Lack of true understanding of DAF  
process conditions

Ongoing reliance on individual  
operator knowledge/experience



Process  
Operation  
is Not  
Process  
Optimisation



# Determining DAF Efficiency – The Manual Approach



Decreasing  
effluent  
turbidity



Sludge cake  
accumulating in  
back 1/3 of DAF



**HEALTHY**



Thick Sludge Cake

Low turbidity



# Determining DAF Efficiency – The Manual Approach



Minimal change in effluent turbidity



No sludge cake



High turbidity



UNHEALTHY



Thin Sludge Cake



High turbidity





We Can Help



Be Right™



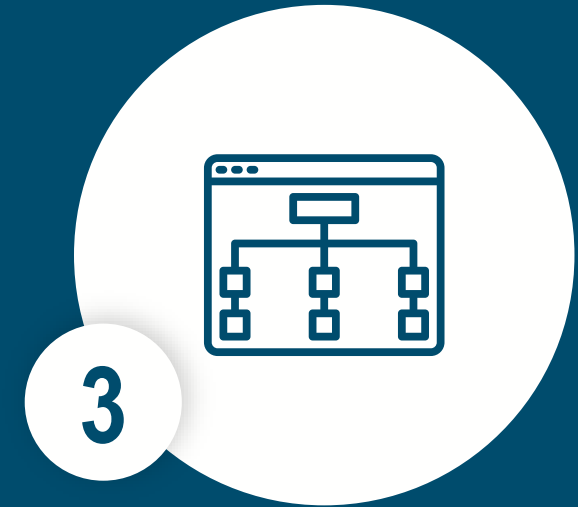
# How Can We Help?



**Rugged online instrumentation  
for industrial processes**



**Real-time  
monitoring**



**Automated  
process control**





1

# Rugged Instrumentation



Be Right™



# Rugged Instrumentation



**Total Suspended Solids (TSS) / Turbidity Monitoring**

Solitax sc Sensors

TSS sc Sensors



**pH Monitoring**

Digital Differential pH & ORP Sensors



**Organics (TOC) Monitoring**


BioTector B7000i Online TOC Analyser



Be Right™



# Getting the Job Done in the Dirtiest Environments





A person wearing a white lab coat and a white cap is working in a meat processing facility. They are surrounded by large pieces of red meat, some of which are stacked on a wooden cutting board. The background is slightly blurred, showing the industrial setting.

2

# Real-Time Monitoring



Be Right™



# Real-Time Monitoring

24/7 Process Visibility

Instrument Health Monitoring

Resource Savings

- Chemicals
- Labour

Reduce downstream  
treatment costs

Identify product loss

# Universal Controller

sc1000



## Standard Features

- Highly configurable
- Up To 8 Sensors
- Plug And Play Functionality
- C1D2 Certification
- NEMA 4x/Ip66
- 4 Relays
- Up To 12 mA Outputs
- Up To 12 mA Inputs
- SD Card For Data log And Configuration
- Networking
- Allows Up To 32 Devices Per Network

## Communication Options

- Modbus Rs232/Rs485
- Modbus TCP/IP
- Profibus Dp
- Hart 7.2

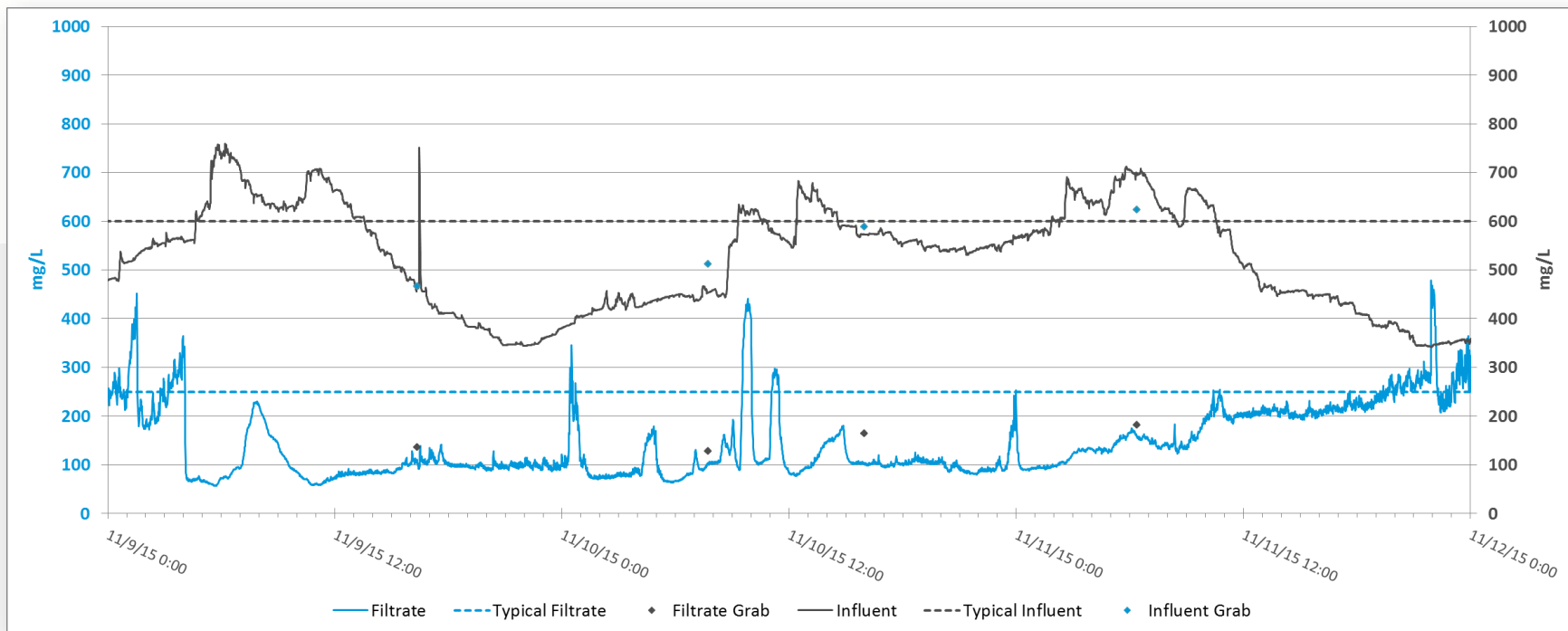


Be Right™





Knowing the Process is a Good Start, But...







3

# Automated Process Management




Be Right™





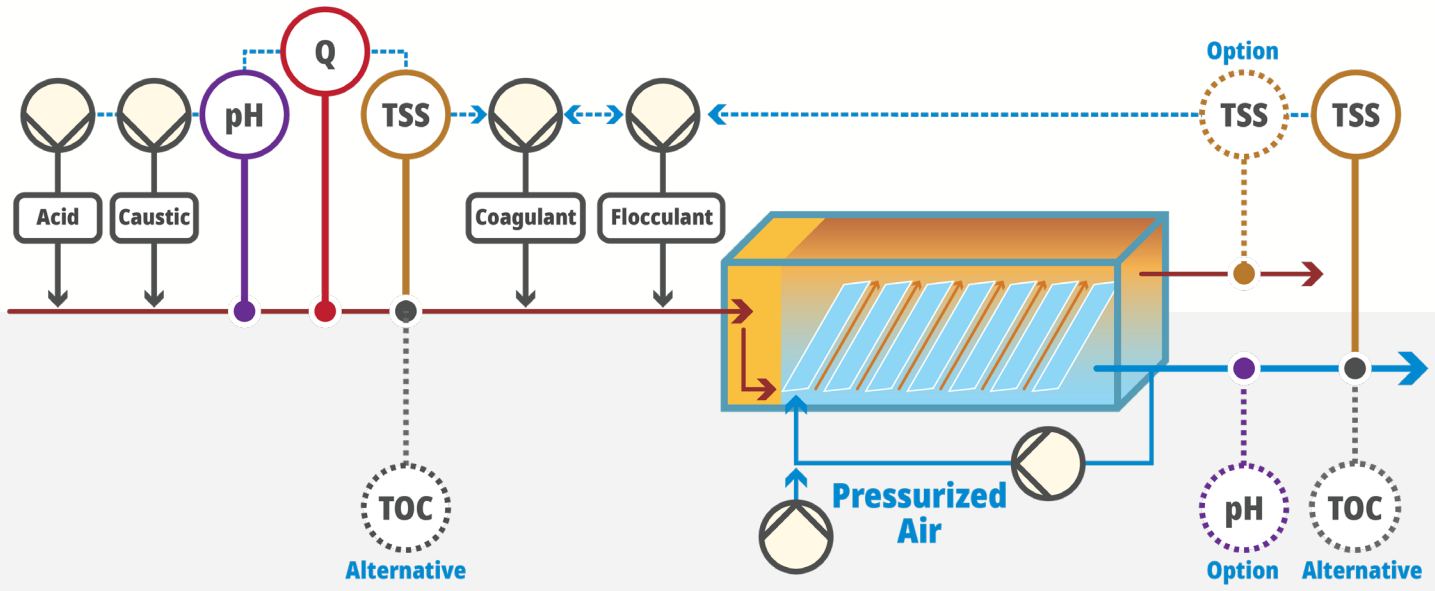
# Process Management

1. Collect real-time data
2. Calculate dynamic set points
3. Treatment adjusted – chemical feeds or aeration
4. Manual and automated modes available





# RTC-DAF System Overview



RTC DAF Parameters	Monitor	Manage
pH, Influent	Y	Y
pH, Effluent (optional)	Y	Y
NTU (TSS), Influent	Y	Y
NTU (TSS), Effluent	Y	Y
NTU (TSS), Float	Y	Y
Flow	Y	



# RTC-DAF Input and Output Options

Inputs	
Influent Flow	Standard
Effluent Turbidity	Standard
Effluent pH	Standard
Influent pH	Optional
Influent Turbidity	Optional
Coagulant Flow Rate	Optional
Anionic Flocculant Flow Rate	Optional
Cationic Flocculant Flow Rate	Optional
Pre-DAF Acid Flow Rate	Optional
Pre-DAF Base Flow Rate	Optional
Post-DAF Acid Flow Rate	Optional
Post-DAF Base Flow Rate	Optional
5 Open Parameters	Optional

Outputs	
Coagulant Flow Rate Setpoint	Standard
Anionic Flocculant Flow Rate Setpoint	Standard
Cationic Flocculant Flow Rate Setpoint	Optional
Pre-DAF Acid Flow Rate Setpoint	Optional
Pre-DAF Base Flow Rate Setpoint	Optional
Post-DAF Acid Flow Rate Setpoint	Optional
Post-DAF Base Flow Rate Setpoint	Optional






# RTC-DAF User Defined / Adjustable Settings

- Effluent Turbidity or TSS Setpoint (NTU or mg/L)
- Coagulant PPM dose
- Anionic Flocculant PPM dose
- Cationic Flocculant PPM dose
- Effluent Turbidity or TSS PID values
- Coagulant Specific Gravity
- Anionic Flocculant Specific Gravity
- Cationic Flocculant Specific Gravity

- Pre-DAF pH target value and range
- Pre-DAF pH PID values
- Post-DAF pH target value and range
- Post-DAF pH target value and range
- Minimum and Maximum Limits (flow setpoints, pump ranges, PPM or lb/ton, etc)
- Warning and Alarm limits for all measurements



Process pH  
& Temperature



Influent  
Turbidity  
Sensor



85% Solids  
Reduction

	pHIN TEMP	INF1797500 SOLID
7.6 <sup>pH</sup> 14:49:44 2018-11-15	88.0 <sup>F</sup> 14:49:44 2018-11-15	3406 <sup>ppm</sup> TS 14:49:45 2018-11-15
pHD sc	pHD sc	TSS sc
EFF1797776 SOLID	000000083487 INF000000083487 TS	000000083487 EFF000000083487 TS
1460 <sup>ppm</sup> TS 14:49:41 2018-11-15	7985.637 <sup>PPM</sup> Chan1 14:49:42 2018-11-15	528.793 <sup>PPM</sup> Chan2 14:49:42 2018-11-15



Effluent  
Turbidity  
Sensor



Be Right™





# The Benefits of Automated DAF Process Management



Be Right™



# Benefits

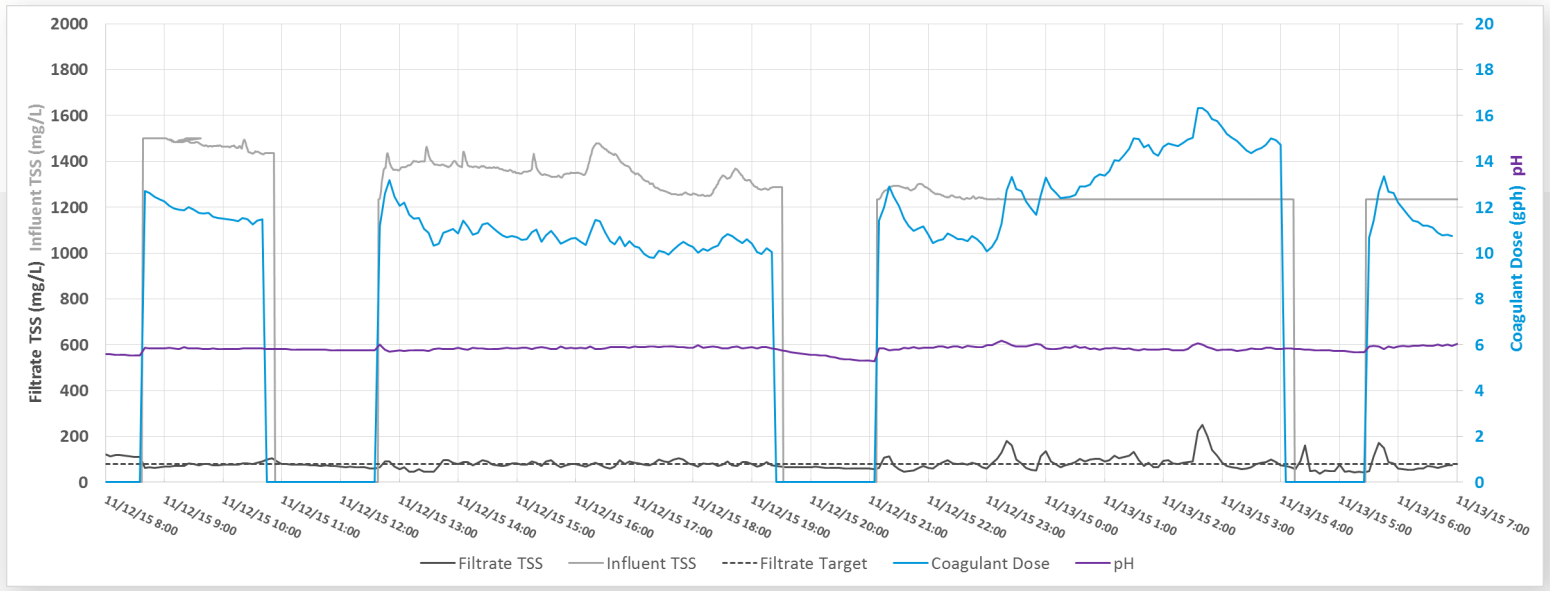
- Automated chemical dosing
  - Eliminate manual adjustments
- Reduce operator interaction
- Optimise both solids and filtrate quality
- Consistent & cleaner effluent concentration
  - Reduced discharge costs
- Critical visibility into the process
- Chemical savings
- Save time
- Consistent compliance and reduced fees





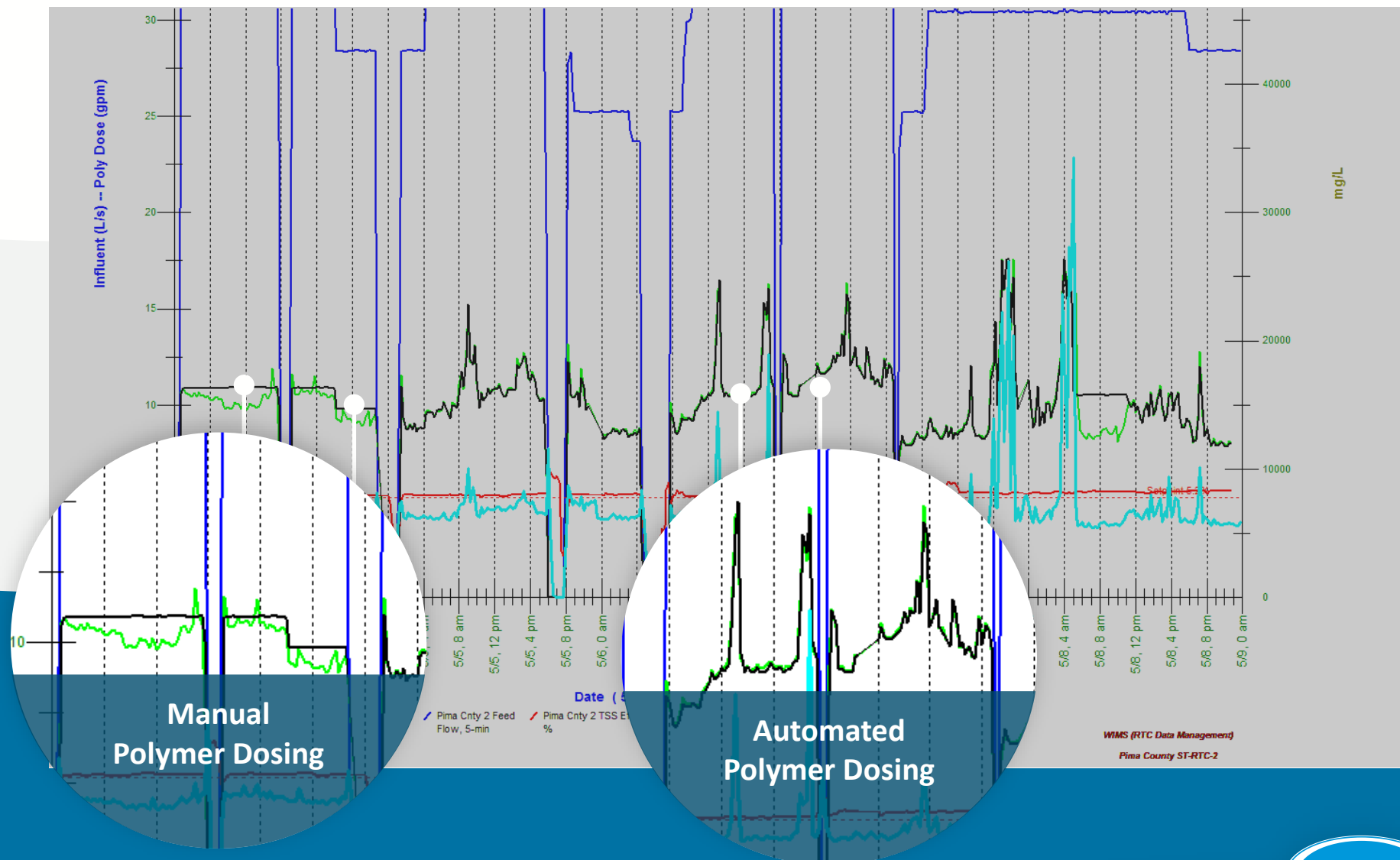


# RTC-DAF in Action: Example of Real Benefits



Your process might still be highly variable, but the desired outcome is consistently met regardless of variation.





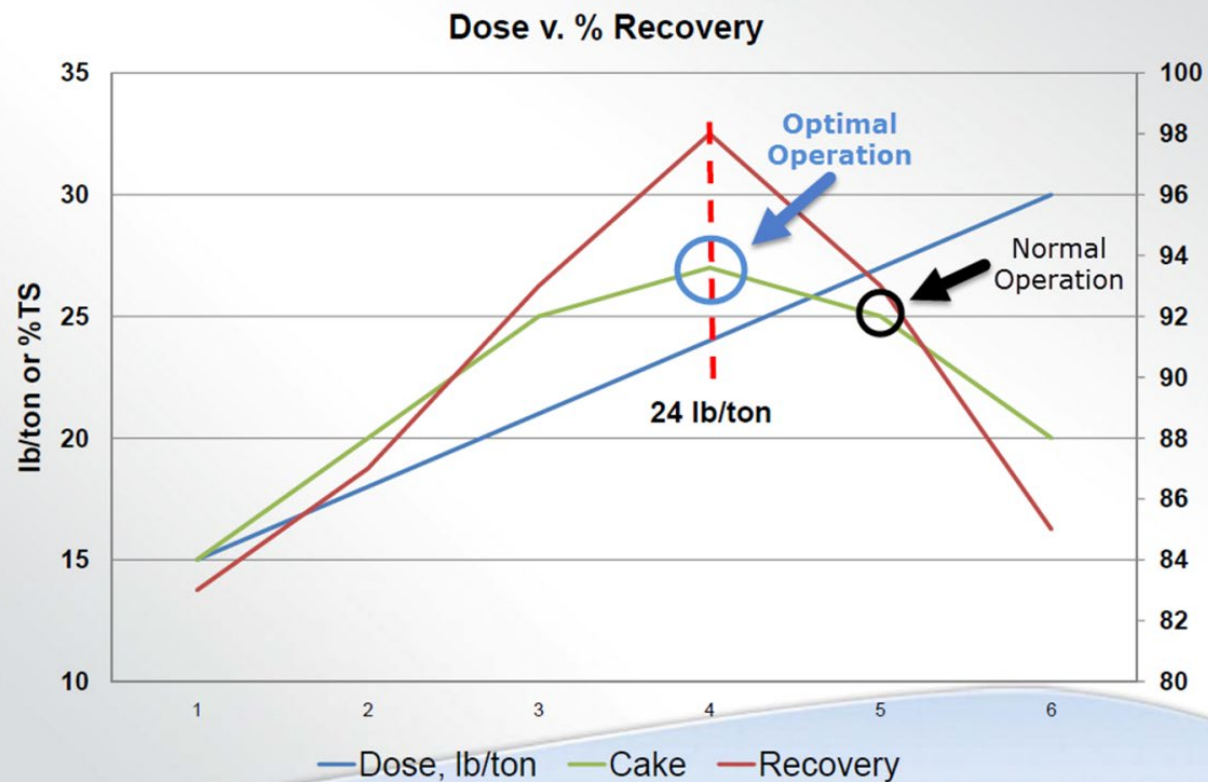
Manual  
Polymer Dosing

Automated  
Polymer Dosing





## Performance Curve



Courtesy of Steve Walker, Carollo Engineering  
"Polymer Optimization through for Centrifuge Dewatering," 2011

## Polymer Performance

There is an **OPTIMAL** dose ratio.

Adding chemical beyond the optimal point is wasting both chemical and budget.

**MORE POLYMER  $\neq$  BETTER RECOVERY**



Be Right™



# A Proven Approach from the Industry Leader







# Experience. Expertise.

85+ Years of Water Analysis Expertise

Over 6,000 Associates

2,600+ Process Management Systems Installed Globally

27+ Systems

Developed Over Last 10 Years

BOD/COD Removal

Nitrification & Denitrification

Phosphate Removal

Solids Handling

Disinfection

A Truly Global Footprint

Every Continent (Except Antarctica)





- Dissolved Oxygen Control
- Ammonia Removal
- Total Nitrogen Removal
- Chemical Phosphorus Removal
- Sludge Retention Time
- RAS Control
- Sludge Thickening
- Sludge Dewatering
- DAF Coagulant/Polymer Control
- Chlorination / Dechlorination





Instrumentation + Software  
**= Less Uncertainty  
& More Efficiency**



The background image shows two workers in hard hats shaking hands on an industrial platform at sunset. The sky is a vibrant orange and yellow, with the sun low on the horizon. In the foreground, there are large, dark, cylindrical objects, possibly pipes or tanks, and a blue diagonal graphic element on the left side.

# One More Benefit? Hach Support








## Yearly Service Partnership

1. A dedicated Hach® support team available to consult
2. Hach technicians providing guidance specific to your plant and application
3. Monthly reports to review your plant's performance
4. Reduced risk of unexpected downtime with service/maintenance recommendations





Be Right™

# How to Get Started *Typical Process Stages*

**Discuss needs**  
with Hach  
Representative  
& Process  
Management  
Specialist

**In-Depth  
Project Planning**  
Best practice  
to include 3rd  
party partners  
(Engineers, Energy  
Consultants, etc)

**Proposal**  
Technical  
Recommendations  
Pricing

**Proposal Approval**

**Installation**

**Commissioning**

**Ongoing Support  
& Optimisation**





Let's Go.



Be Right™