

# TNT843 Phosphorus, Reactive (Orthophosphate) and Total

DOC312.53.94142

0.05–1.50 mg/L PO<sub>4</sub>-P or 0.15–4.50 mg/L PO<sub>4</sub>  
Low Range

TNTplus<sup>®</sup> 843—  
Method 10209/10210

**Scope and application:** For wastewater, drinking water, boiler water, surface water and process analysis.



## Test preparation

### Reagent storage

Storage temperature: 15–25 °C (59–77 °F)

### pH/Temperature

The pH of the water sample must be between pH 2–10.

The temperature of the water sample and reagents must be between 15–25 °C (59–77 °F).

### Before starting

#### **ATTENTION—Important information for the evaluation!**

**Without hydrolysis**, only the (dissolved) orthophosphate is measured. The result of the orthophosphate measurement can be expressed as: mg/L PO<sub>4</sub>-P (for example, process analysis), mg/L PO<sub>4</sub> (for example, drinking water or boiler water analysis), mg/L P<sub>2</sub>O<sub>5</sub> (for example, soil analysis).

**With hydrolysis**, all of the phosphorus (Total-P, P<sub>total</sub>) is measured. The result of the total phosphorus measurement can be expressed as: mg/L P<sub>total</sub> = Display mg/L PO<sub>4</sub>-P (for example, for monitoring threshold values in wastewater), mg/L PO<sub>4</sub> (for example, drinking water or boiler water analysis), mg/L P<sub>2</sub>O<sub>5</sub> (for example, soil analysis).

#### **Inverting the vial after hydrolysis improves the reliability of the result.**

Determination of orthophosphate: filtrate the sample before the analysis.


#### **In case of not working at the correct recommended temperature an incorrect result may be obtained.**

Review safety information and expiration date on the package.

Review the Safety Data Sheets (MSDS/SDS) for the chemicals that are used. Use the recommended personal protective equipment.

Dispose of reacted solutions according to local, state and federal regulations. Refer to the Safety Data Sheets for disposal information for unused reagents. Refer to the environmental, health and safety staff for your facility and/or local regulatory agencies for further disposal information.

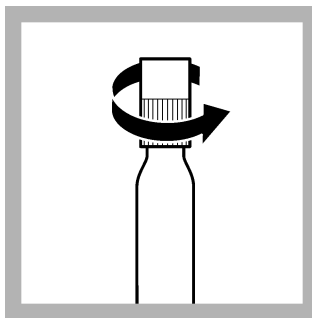
## Procedure—Phosphorus Total



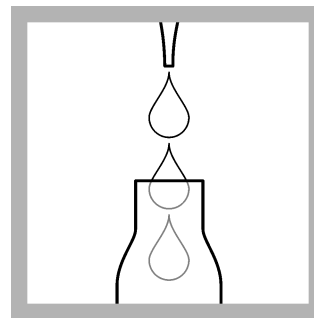
1. Preheat the reactor to **100° C (212° F)** or to **120° C (248° F)**.



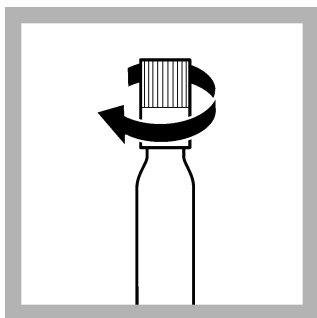
2. Carefully remove the foil from the screwed-on **DosiCap Zip A**.



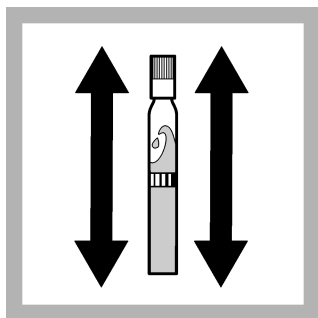
3. Unscrew the **DosiCap Zip A**.



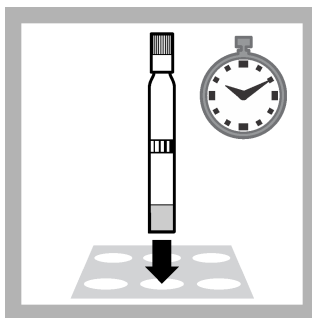
4. Carefully pipet **2.0 mL** of **sample**.



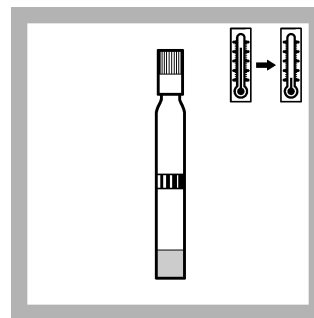
5. **Immediately** screw the **DosiCap Zip A** back on **tight; fluting at the top**.



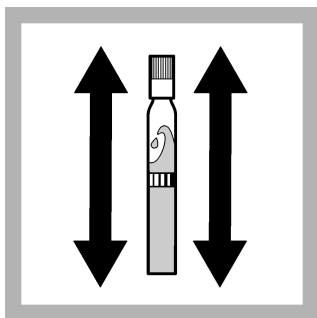
6. Shake **vigorously 2–3 x**.



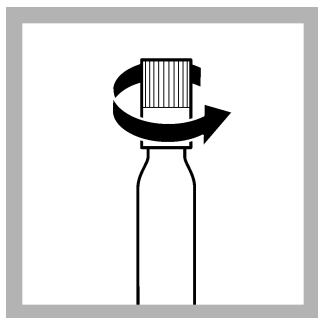
7. Heat in the reactor for **60 minutes** at **100° C (212°F)** or for **30 minutes** at **120° C (248° F)**.




8. Allow to **cool** to room temperature.



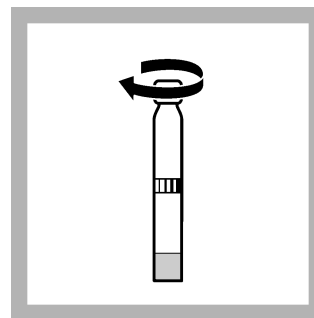
9. Shake **vigorously 2–3 x**.



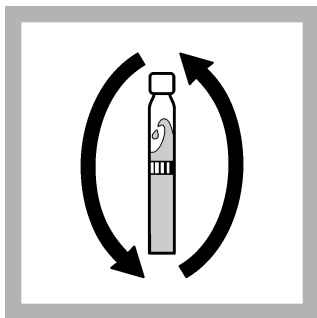
10. Unscrew the **DosiCap Zip A**.




11. Pipet into the cooled vial: **0.2 mL** of **reagent B**. Close **reagent B** immediately after use.



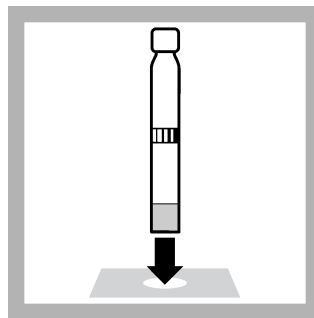
12. Screw a **grey** colored **DosiCap C** on the vial.



13. Invert a few times until the freeze-dried contents are **completely dissolved**.




14. After **10 minutes**, invert a few more times, thoroughly clean the outside of the vial and evaluate.




15. Insert the vial into the cell holder.  
DR1900: Go to LCK/TNTplus methods. Select the test, push **READ**.

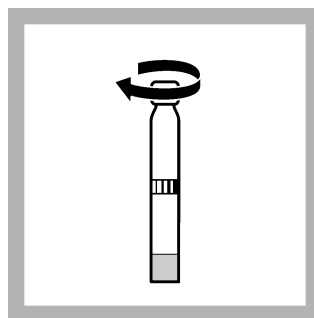
### Procedure—Phosphorus Reactive (Orthophosphate)



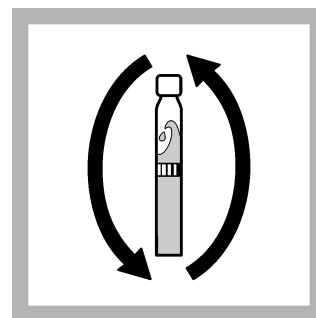
1. Carefully pipet **2.0 mL** of **sample**.




2. Pipet **0.2 mL** of **reagent B**. Close **reagent B** immediately after use.



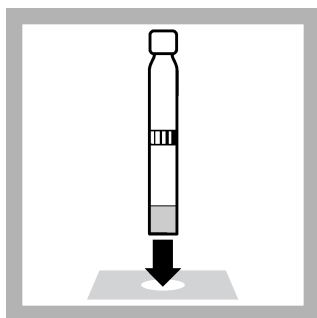
3. Screw a **grey** colored **DosiCap C** on the vial.



4. Invert a few times until the freeze-dried contents are **completely dissolved**.



5. After **10 minutes**, invert a few more times, thoroughly clean the outside of the vial and evaluate.



6. Insert the vial into the cell holder.  
DR1900: Go to LCK/TNTplus methods. Select the test, push **READ**.

## Interferences

The ions listed in the table have been individually checked against the given concentrations and do not cause interference. The cumulative effects and the influence of other ions have not been determined.

The measurement results must be subjected to plausibility checks (dilute and/or spike the sample).

Interference level	Interfering substance
5000 mg/L	SO <sub>4</sub> <sup>2-</sup>
2000 mg/L	Cl <sup>-</sup>
1000 mg/L	K <sup>+</sup> , Na <sup>+</sup>
500 mg/L	NO <sub>3</sub> <sup>-</sup>
250 mg/L	Ca <sup>2+</sup>
100 mg/L	Mg <sup>2+</sup>
50 mg/L	Co <sup>2+</sup> , Fe <sup>2+</sup> , Fe <sup>3+</sup> , Zn <sup>2+</sup> , Cu <sup>2+</sup> , Ni <sup>2+</sup> , I <sup>-</sup> , NO <sub>2</sub> <sup>-</sup> , Cd <sup>2+</sup> , NH <sub>4</sub> <sup>+</sup> , Mn <sup>2+</sup> , Al <sup>3+</sup> , CO <sub>3</sub> <sup>2-</sup> , SiO <sub>2</sub>
5 mg/L	Sn <sup>4+</sup> , Hg <sup>2+</sup>
2.5 mg/L	Ag <sup>+</sup> , Pb <sup>2+</sup>
1 mg/L	Cr <sup>3+</sup>
0.5 mg/L	Cr <sup>6+</sup>

## Summary of method

Phosphate ions react with molybdate and antimony ions in an acidic solution to form an antimonyl phosphormolybdate complex, which is reduced by ascorbic acid to phosphormolybdenum blue.

**TNT**  **plus**<sup>®</sup>



FOR TECHNICAL ASSISTANCE, PRICE INFORMATION AND ORDERING:  
In the U.S.A. – Call toll-free 800-227-4224  
Outside the U.S.A. – Contact the HACH office or distributor serving you.  
On the Worldwide Web – [www.hach.com](http://www.hach.com); E-mail – [techhelp@hach.com](mailto:techhelp@hach.com)

HACH COMPANY  
WORLD HEADQUARTERS  
Telephone: (970) 669-3050  
FAX: (970) 669-2932